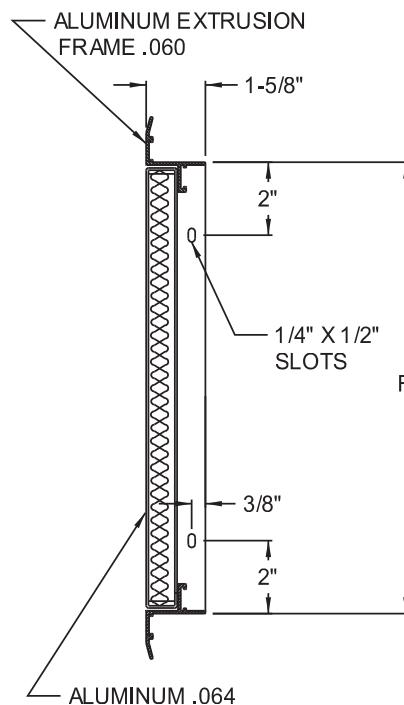
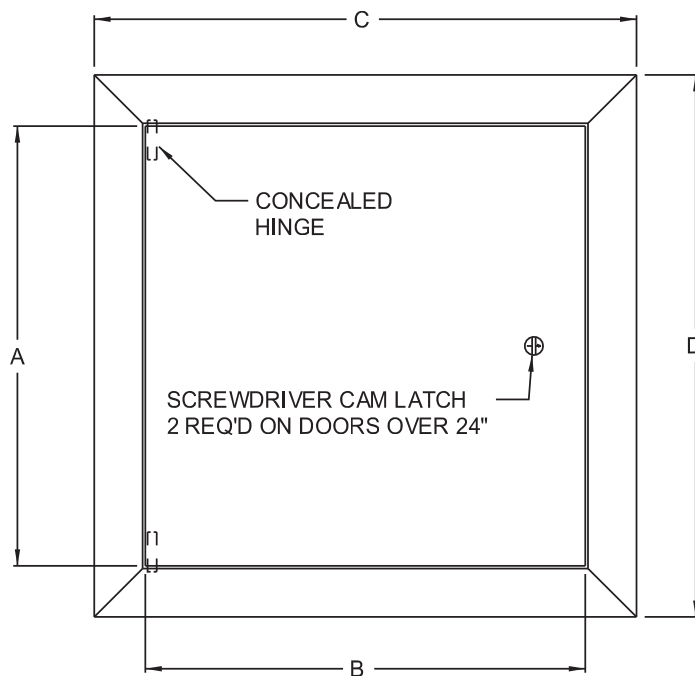
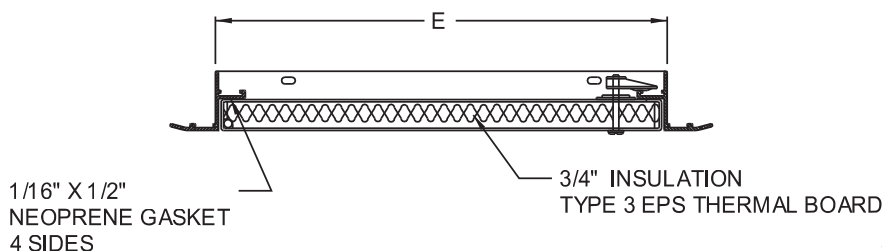


**ACUDOR**

www.acudor.com
U.S.A: info@acudor.com / 800.722.0501
CANADA: info@acudor.ca / 844.228.3671
INTERNATIONAL: info@acudorintl.com
(905) 428.2240

LT-4000**LIGHT WEIGHT ALUMINUM**

QTY.	NOMINAL SIZE	A	B	C	D	E	F	LOCK
	8 x 8 (203 x 203)	8.062 (205)	8.062 (205)	10.855 (276)	10.855 (276)	8.375 (213)	8.375 (213)	1
	10 x 10 (254 x 254)	10.062 (256)	10.062 (256)	12.855 (327)	12.855 (327)	10.375 (264)	10.375 (264)	1
	12 x 12 (305 x 305)	12.062 (307)	12.062 (307)	14.855 (377)	14.855 (377)	12.375 (314)	12.375 (314)	1
	14 x 14 (355 x 355)	14.062 (358)	14.062 (358)	16.855 (428)	16.855 (428)	14.375 (365)	14.375 (365)	1
	16 x 16 (406 x 406)	16.062 (408)	16.062 (408)	18.885 (480)	18.885 (480)	16.375 (416)	16.375 (416)	1
	18 x 18 (457 x 457)	18.062 (459)	18.062 (459)	20.855 (530)	20.855 (530)	18.375 (467)	18.375 (467)	1



STANDARD FEATURES: SCREWDRIVER OPERATED CAM LATCH, ALUMINUM DOOR AND FRAME, MILL FINISH
OPTIONS: 1/16" X 1/2" NEOPRENE GASKET 4 SIDES

LOCK TYPE

- ☐ CYLINDER LOCK & KEY
☐ SPANNER HEAD CAM LATCH
☐ OTHER

MATERIAL

- ☐ OTHER

FINISH

- ☐ OTHER

JOB NAME:

APPROVED BY:

CUSTOMER:

DATE:

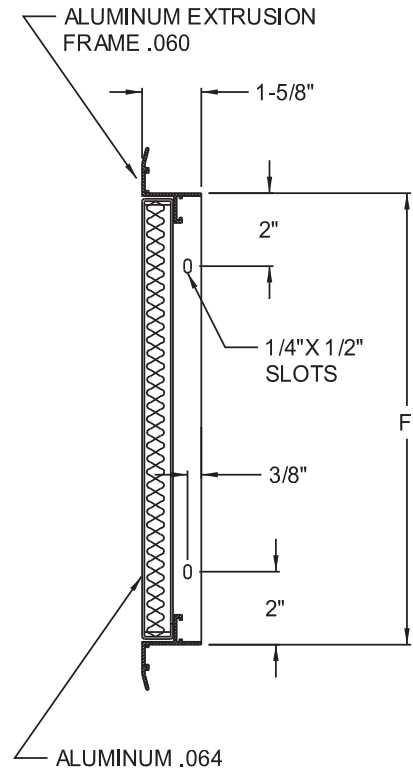
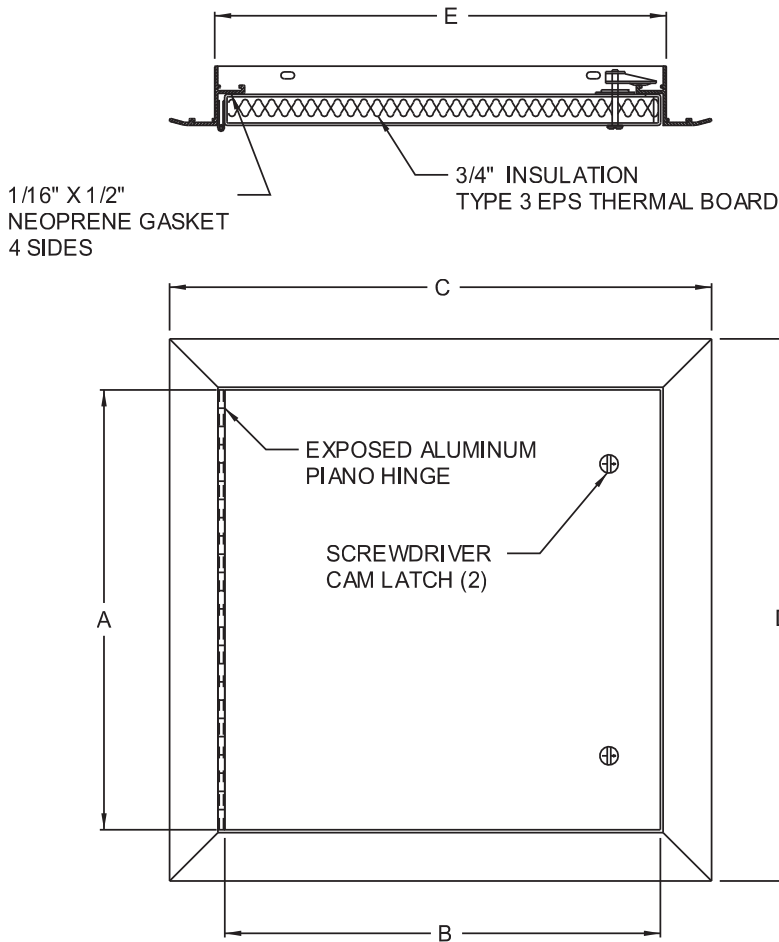


www.acudor.com
U.S.A: info@acudor.com / 800.722.0501
CANADA: info@acudor.ca / 844.228.3671
INTERNATIONAL: info@acudorintl.com
(905) 428.2240

LT-4000

LIGHT WEIGHT ALUMINUM

QTY.	NOMINAL SIZE	A	B	C	D	E	F	LOCK
	24 x 24 (610 x 610)	24.062 (612)	24.062 (612)	26 855 (682)	26 855 (682)	24.375 (619)	24.375 (619)	1
	24 x 36 (610 x 914)	36.062 (917)	24.062 (612)	26 855 (682)	38.855 (987)	24.375 (619)	36.375 (924)	2
	24 x 48 (610 x 1220)	48.062 (1221)	24.062 (612)	26 855 (682)	50.855 (1292)	24.375 (619)	48.375 (1229)	2
	30 x 30 (762 x 762)	30.062 (764)	30.000 (762)	32.855 (835)	32.855 (835)	30.375 (772)	30.375 (772)	2
	36 x 36 (914 x 914)	36.062 (916)	36.000 (914)	38.855 (987)	38.855 (987)	36.375 (924)	36.375 (924)	2
	36 x 48 (914 x 1210)	48.062 (1221)	36.000 (914)	38.855 (987)	50.855 (1292)	36.375 (924)	48.375 (1229)	2



STANDARD FEATURES: SCREWDRIVER OPERATED CAM LATCH, ALUMINUM DOOR AND FRAME, MILL FINISH
1/16" X 1/2" NEOPRENE GASKET

OPTIONS:

LOCK TYPE

- ☐ CYLINDER LOCK & KEY
☐ SPANNER HEAD CAM LATCH
☐ OTHER

MATERIAL

- ☐ OTHER

FINISH

- ☐ OTHER

JOB NAME:

CUSTOMER:

APPROVED BY:

DATE:

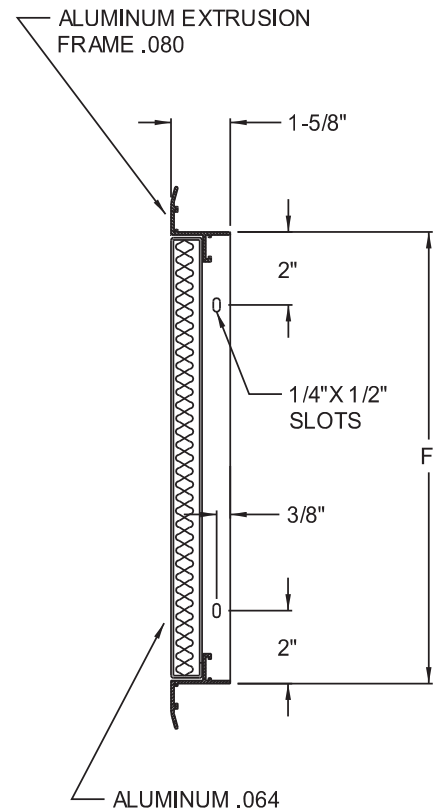
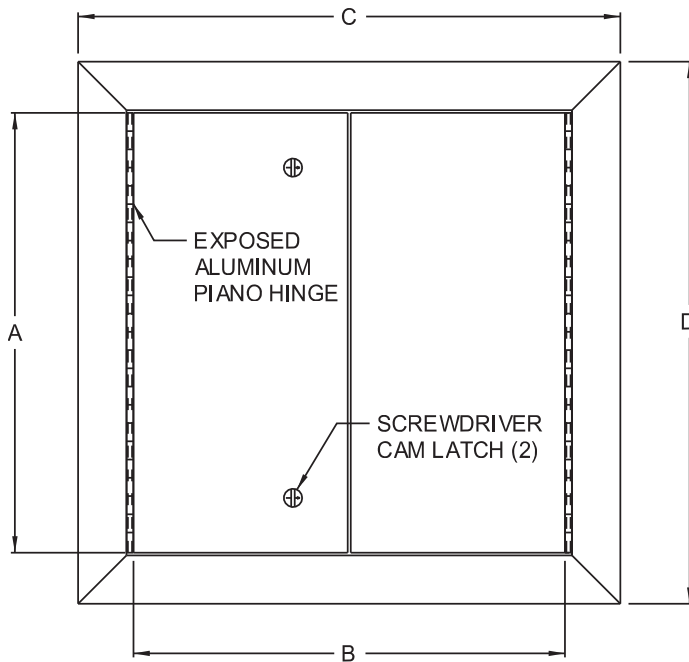
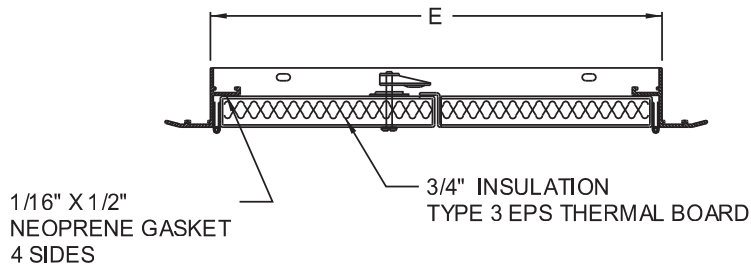


www.acudor.com
U.S.A.: info@acudor.com / 800.722.0501
CANADA: info@acudor.ca / 844.228.3671
INTERNATIONAL: info@acudorintl.com
(905) 428.2240

LT-4000

DOUBLE LEAF LIGHT WEIGHT ALUMINUM

QTY.	NOMINAL SIZE	A	B	C	D	E	F	LOCK
	48 x 48 (1220 x 1220)	48.062 (1221)	48.000 (1220)	50.855 (1292)	50.855 (1292)	48.375 (1229)	48.375 (1229)	2
	60 x 48 (1524 x 1220)	48.062 (1221)	60.000 (1524)	62.855 (1597)	50.855 (1292)	60.375 (1534)	48.375 (1229)	2
	60 x 60 (1524 x 1524)	60.062 (1525)	60.000 (1524)	62.855 (1597)	62.855 (1597)	60.375 (1534)	60.375 (1534)	2
	72 x 48 (1830 x 1220)	48.062 (1221)	72.000 (1829)	74.855 (1901)	50.855 (1292)	72.375 (1838)	48.375 (1229)	2



STANDARD FEATURES: SCREWDRIVER OPERATED CAM LATCH, ALUMINUM DOOR AND FRAME, MILL FINISH
1/16" X 1/2" NEOPRENE GASKET 4 SIDES

OPTIONS:

LOCK TYPE

- ☐ CYLINDER LOCK & KEY
☐ SPANNER HEAD CAM LATCH
☐ OTHER

MATERIAL

- ☐ OTHER

FINISH

- ☐ OTHER

JOB NAME:
CUSTOMER:

APPROVED BY:
DATE: